

Timely Tasks for Fast Finishers

Lower Primary

Peter Clutterbuck

CONTENTS



Task Cards

English	4
Maths	25
Thinking	44
Science	61
PDHPE	67
Answers	69

Which word?

Read the sentences below. Colour the box with the correct word to complete each sentence.

1. I picked the

lamb	lemon	lolly
------	-------	-------

 that was growing on the tree.

2. We can get

oil	grass	wool
-----	-------	------

 from a sheep.

3. There are lots of flowers growing in the

garden	goose	mail
--------	-------	------

.

4. If you were writing a story you would use a

jelly	pencil	dog
-------	--------	-----

.

5. At the zoo I saw a

poor	tiger	giant
------	-------	-------

.

6. You can carry water in a


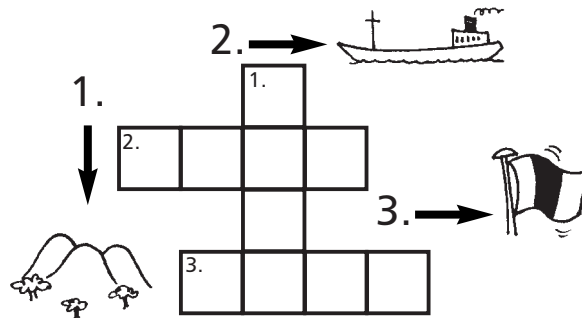
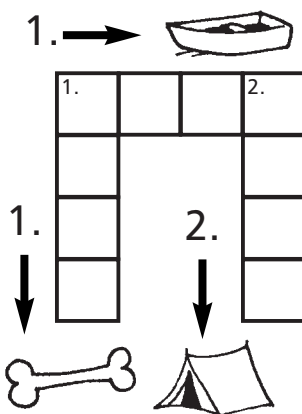
bucket	fig	pony
--------	-----	------

.



Crosswords

Use the picture clues across and down to complete the crosswords.



Drop a letter

In each word, cross out a letter to make a new word that matches the picture.

meat



carve



train



broom



wheel



dong



Jumbles

Unjumble the letters to make the word that matches the picture. Be careful – you can make more than one word from each.


plma



trsa



hspi



olpo



epa




swa



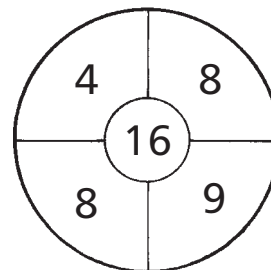
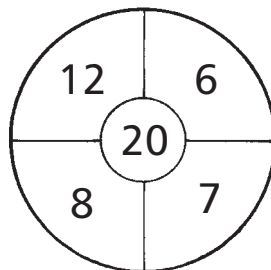
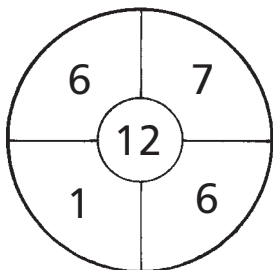
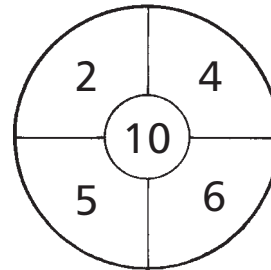
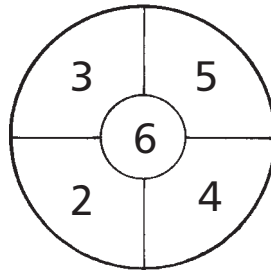
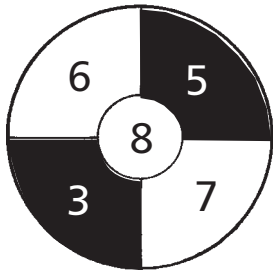
Sssssss

Circle all the objects in the picture that begin with s.



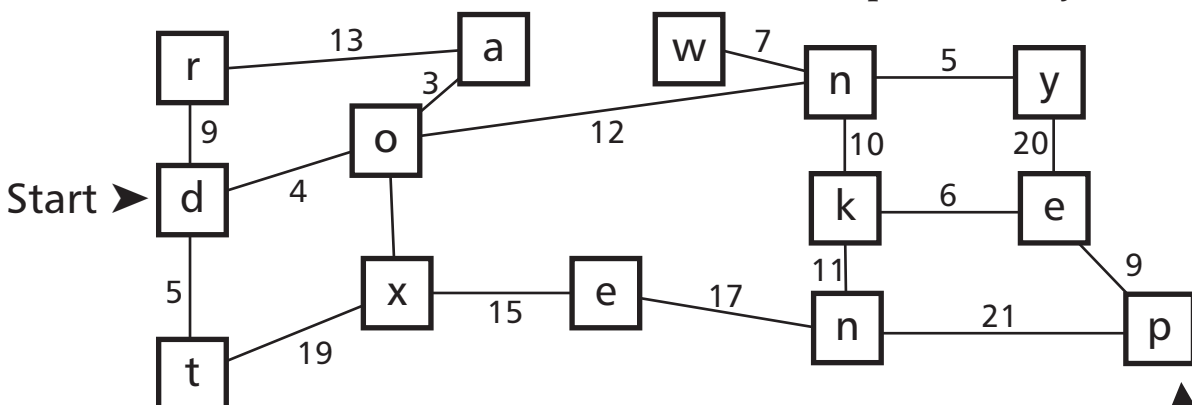
Circles

Colour the two numbers that add up to the number in the centre of each circle. The first one has been done for you.



Odd follows

1. Follow only the lines with even numbers on them.
2. As you follow these lines, you will come across letters.
3. Write these in the boxes below and you will discover the name of an animal. The first letter has been put in for you.



The animal is a



'Billy tea'

Colour this picture using as many colours as you wish but making sure no shapes of the same colour touch each other.




THINKING



Colour in

A beautiful scene is hidden in the shapes below.

Colour the shapes marked: BL in blue, O in orange, P in purple, G in green, DG in dark green, Y in yellow and BR in brown.



THINKING

